




Product Overview

Numeric Panel-Mount Displays



Type	mipan DP / IB <i>Numeric Panel-Mount LED Display with Field Bus Interface</i>	mipan ASi <i>Numeric Panel-Mount LED Display with AS-Interface</i>	mipan SI <i>Numeric Panel-Mount LED Display with Serial Interface</i>	mipan AD <i>Numeric Panel-Mount LED Display with A-D Converter</i>	mitex SI / DP <i>Alphanumeric LED Text Display with Serial Interface / Profibus-DP Interface</i>
General Specification					
Display type	7 segment LED	7 segment LED	7 segment LED	7 segment LED	LED dot matrix
Character height	13 mm	13 mm, 30 mm	13 mm, 20 mm, 30 mm	10 mm, 13 mm, 20 mm	17 mm, 30 mm
Digits	6 digits	4 digits	6 digits at 13 mm and 20 mm 4 digits at 20 mm and 30 mm	3 1/2 digits at 10 mm, 13 mm and 20 mm	mitex SI/DP: 8 digits at 17 mm mitex SI/DP: 8 digits at 30 mm mitex DP: 24 digits at 17 mm
Display colour	red	red, green	red	red	red, green (17 mm)
Operating voltage	24 VDC ±20 %	24 VDC ±20 %	24 VDC ±20 %	24 VDC ±20 %	24 VDC ±20 %
Current consumption	Profibus-DP: approx. 75 mA InterBus: approx. 120 mA	13 mm approx. 120 mA 30 mm approx. 160 mA	13 mm, 6 digits: approx. 120 mA 20 mm, 4 digits: approx. 120 mA 20 mm, 6 digits: approx. 150 mA 30 mm, 4 digits: approx. 150 mA	10 mm approx. 30 mA 13 mm approx. 40 mA 20 mm approx. 70 mA	approx. 250 mA at 24 VDC operating voltage
Interfaces		 4 digital inputs, electrically isolated	RS 232, TTY, RS 485 (bus compatible)	0 to ±2 VDC, 0 to ±10 VDC, 1 to ±5 VDC 0 to 20 mA, 4 to 20 mA	RS 232, RS 485 (bus compatible) / 
Addresses	Profibus-DP: 0 to 26 InterBus: bus-specific	1 to 31	01 to 99		mitex SI: 1 to 127 mitex DP: 0 to 126
Display	0 to 9 and H, E, L, P, -, Blank	0 to 9 and A, b, -, Blank	0 to 9, A, b, C, d, E, F, n, o, P, r, U, -,	000 to ±1999	ASCII character set (+ additional characters for DP)
Baud rate	Profibus-DP: 9.6 kBaud to 12 MBaud InterBus: 500 kBaud		1.2 / 2.4 / 4.8 / 9.6 kBaud		mitex SI: 2.4 to 19.2 kBaud mitex DP: 9.6 kBaud to 12 MBaud
Housing	DIN panel-mount housing, metal with special surface finish	DIN panel-mount housing, metal with special surface finish	DIN panel-mount housing, metal with special surface finish	DIN panel-mount housing, metal with special surface finish	DIN panel-mount housing, metal with special surface finish
Housing dimensions (w x h x d)	Profibus-DP: 96 x 24 x 60 mm InterBus: 96 x 24 x 115 mm	13 mm: 96 x 24 x 62 mm 30 mm: 144 x 48 x 62 mm	13 mm, 6 digits: 96 x 24 x 62 mm 20 mm, 4 digits: 96 x 48 x 62 mm 20 mm, 6 digits: 144 x 48 x 62 mm 30 mm, 4 digits: 144 x 48 x 62 mm	10 mm: 48 x 24 x 60 mm 13 mm: 72 x 24 x 61 mm 13 mm: 96 x 24 x 61 mm 20 mm: 96 x 48 x 61 mm	17 mm, 8 digits: 168 x 24 x 62 mm 30 mm, 8 digits: 264 x 48 x 40 mm 17 mm, 24 digits: 246 x 24 x 62 mm
Mounting	screw clamps	screw clamps	screw clamps	screw clamps	screw clamps
Protection	front panel IP65	front panel IP65	front panel IP65	front panel IP65	front panel IP65
Operating temperature	0 to +50 °C	0 to +50 °C	0 to +50 °C	0 to +50 °C	0 to +45 °C
Storage temperature	-25 to +70 °C	-25 to +70 °C	-25 to +70 °C	-25 to +70 °C	-25 to +60 °C
Product catalog	page 25 and 29	page 27	page 31	page 33	page 39 and 57